


What I should already know : Children can safely use and explore a variety of materials, tools and techniques, experimenting with colour, design, texture, form and function. Children can use what they have learnt about media and materials in original ways, thinking about uses and purposes. They can represent their own ideas, thoughts and feelings through design and technology, art, music, dance, role play and stories.

Enquiry Questions

- Can art be made in different ways?
- Can we choose, measure, arrange and fix materials?
- Can we explore plaiting, threading and knotting techniques?
- Can we learn how to weave?
- Can we combine techniques in a woven artwork?



Key Vocabulary

art - something that is created with imagination and skill and that is beautiful or that expresses important ideas or feelings.

artist - a person who creates art (such as painting, sculpture, music, or writing) using conscious skill and creative imagination.

craft - works done where the imagination and the hand of the maker are evident.

cut - to pierce, slice, or open with a sharp tool such as a knife,

knot - a tying together of material such as rope, string, or yarn that is used to fasten.

loom - a tool for weaving.

measure - the size, capacity, or quantity of something as fixed by measuring.

plait - strands, as of hair or cloth, woven together; braid.

thread - a thin fine cord formed by spinning and twisting short fibres into a continuous strand.

threading -

weave - the textile art in which two distinct sets of yarns or threads - called the warp and weft - are interlaced with each other at right angles to form a fabric or cloth.

weaving - the interlacing of two sets of threads or yarns, usually at right angles.


weft - the yarn that passes horizontally across the fabric roll

wrap - to cover, encircle, or enfold with something.

Art Skills

Pupils will be taught:

- 1) to use a range of materials creatively to design and make products
- 2) to use drawing, painting, and sculpture to develop and share their ideas, experiences and imagination
- 3) to develop a wide range of art and design techniques in colour, pattern, texture, line, shape, form and space.
- 4) to learn about the work of a range of artists, craft makers and designers, describing the differences and similarities between practices and disciplines, and making links to their own work.



art



artist



craft

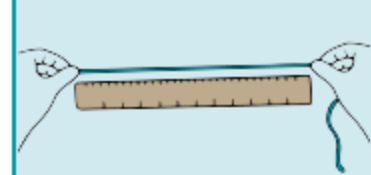


artists

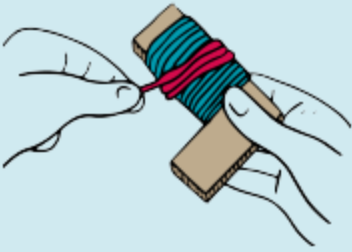
Judith Scott

Cecilia Vicuña

measure



wrap wool



make a knot



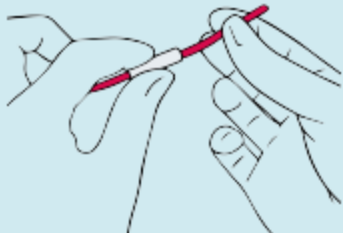
make a plait




cut



thread beads



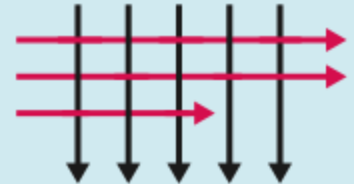
weave



warp



weft



Links to other areas of the Curriculum: Maths - Positional Language and Measure